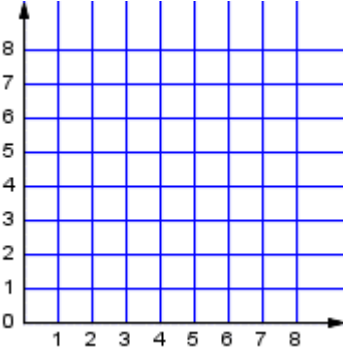
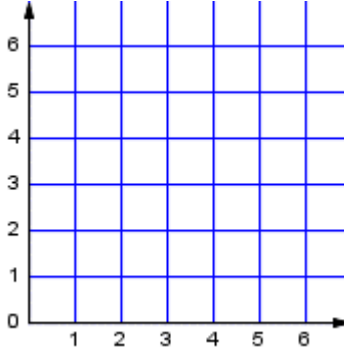
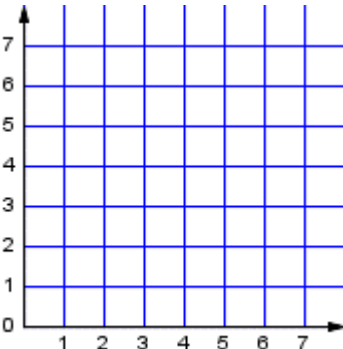
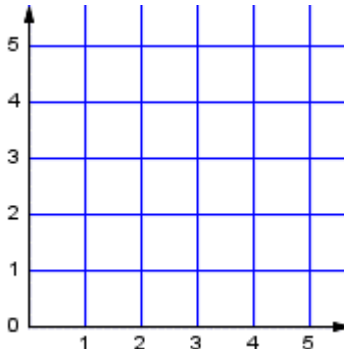
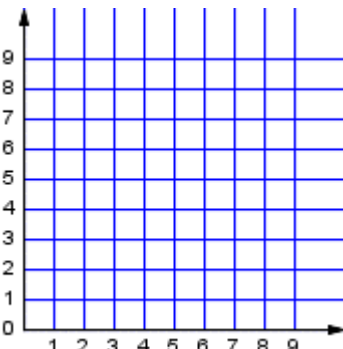
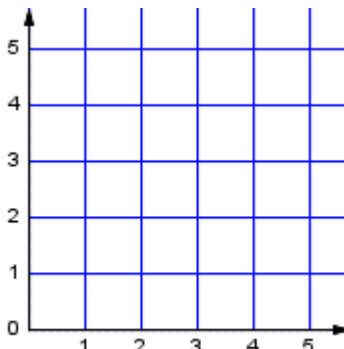


Draw the ordered points on the grid. Label each point.

<p>1.</p>  <div style="margin-left: 200px;"> <p>R (7, 7)</p> <p>N (2, 8)</p> <p>E (8, 6)</p> <p>J (3, 1)</p> <p>U (4, 7)</p> <p>M (7, 4)</p> </div>	<p>2.</p>  <div style="margin-left: 200px;"> <p>M (0, 1)</p> <p>B (2, 0)</p> <p>V (3, 4)</p> <p>N (0, 5)</p> <p>H (2, 4)</p> <p>T (1, 4)</p> </div>
<p>3.</p>  <div style="margin-left: 200px;"> <p>K (3, 4)</p> <p>S (4, 3)</p> <p>X (7, 1)</p> <p>E (0, 1)</p> <p>U (0, 7)</p> <p>F (1, 5)</p> </div>	<p>4.</p>  <div style="margin-left: 200px;"> <p>K (5, 1)</p> <p>Z (4, 0)</p> <p>B (0, 1)</p> <p>P (1, 1)</p> <p>U (3, 5)</p> <p>F (5, 2)</p> </div>
<p>5.</p>  <div style="margin-left: 200px;"> <p>K (4, 9)</p> <p>Q (9, 6)</p> <p>G (6, 1)</p> <p>R (2, 2)</p> <p>D (4, 6)</p> <p>X (8, 3)</p> </div>	<p>6.</p>  <div style="margin-left: 200px;"> <p>X (2, 5)</p> <p>E (4, 3)</p> <p>N (4, 2)</p> <p>U (3, 1)</p> <p>Q (1, 1)</p> <p>B (4, 0)</p> </div>

All MATH Course structured & Tutoring

By:

Kumar Nalliah, E.Eng, Net.Eng, MCSE, MCP+I, A+, Network+, Server+

5 Years Teaching Experience with Toronto Board of Education

Over 11 Years Teaching Experience with [NallPro](http://www.NallPro.com)

